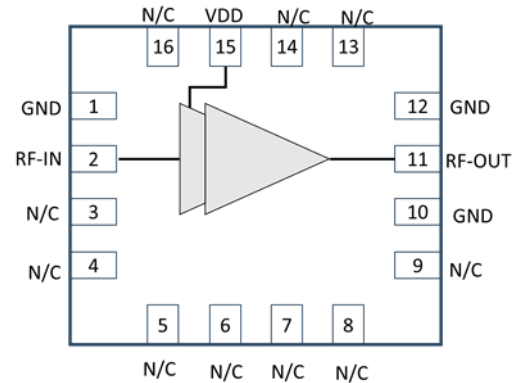


Features:

- RF Frequency: 2 - 7 GHz
- Small signal gain: 27 dB
- Output P1dB: 10.6 dBm
- Saturated Output Power: 17.7 dBm
- DC drain bias voltage: 4 V
- Dc supply current: 47.8 mA
- 0.1um GaAs pHEMT Technology
- Die Size: 1.15 mm *1.02 mm

Functional Block Diagram



Description:

RFLN07S is Two Stage self-biased Low Noise Amplifier operates from 2 - 7 GHz and it is used to drive the high-power amplifier. The amplifier provides 27 dB of small signal gain, the input and output are matched to 50 ohms with off-chip matching Network.

The device is specifically designed for use in 2-7 GHz frequency in Bluetooth, Zigbee, WiFi, IoT and SATCOM Application.

The Technology used to design LNA is 0.1um GaAs pHEMT Process.

Pin Configuration

Pin No.	Pin Name	Description
15	VDD	Drain Bias Voltage
2	RF_IN	RF Input
11	RFOUT	RF Output
1,10,12	GND	Ground
3,4,5,6,7,8,9,13,14,16	N/C	Not Connected

Applications:

- Long-distance radio telecommunications
- Surface ship radar
- Weather radar
- Microwave devices
- Communications

Deliverables:

- Sample Ready Packaged Die
- Test Results
- Product Datasheet

Electrical Specification:

Freq= 2 - 7 GHz, VDD1=VDD2= 4V, ID= 47.8 mA, Zo=50 Ω

Parameters	Test Condition	Units	Typ
Gain	2 GHz	dB	25
	5 GHz		27
	7 GHz		23
Output P1 dB	2 GHz	dBm	
	5 GHz		10.6
	7 GHz		
OIP3 Pin= 1 dBm Δf = 50MHz	2 GHz	dBm	
	5 GHz		21.19
	7 GHz		
Noise Figure	2 GHz	dB	0.7
	5 GHz		0.8
	7 GHz		0.9
Input Return Loss	2 GHz	dB	4
	5 GHz		6.2
	7 GHz		4
Output Return Loss	2 GHz	dB	5.8
	5 GHz		14.9
	7 GHz		9
Operating Bias Conditions			
Drain Current (Id)	-	mA	47.8
Drain Voltage (VDD)	-	V	4
Gate Voltage (VGG)	-	V	-

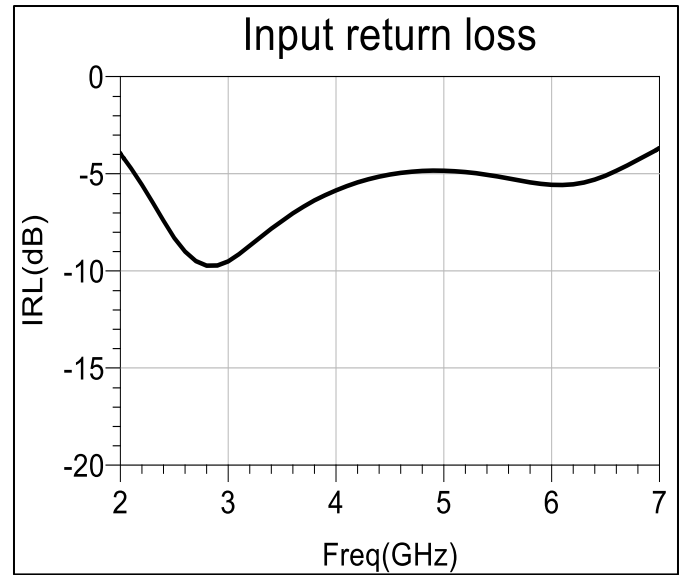
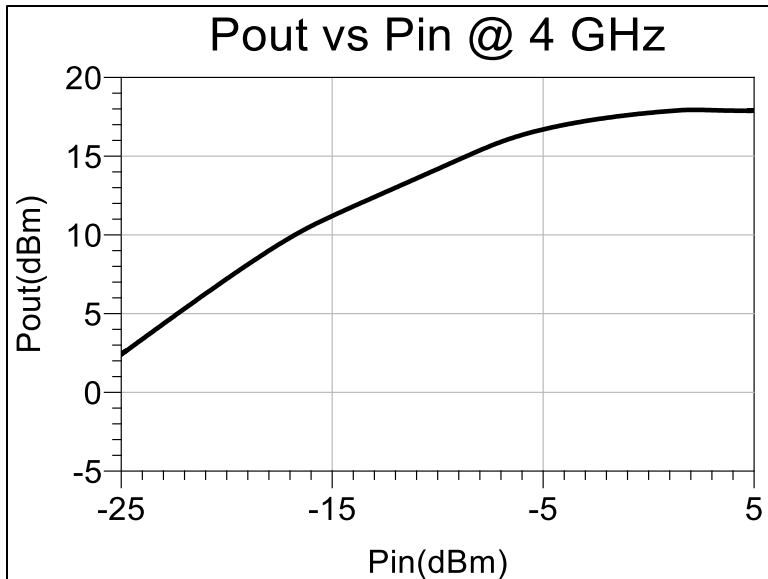
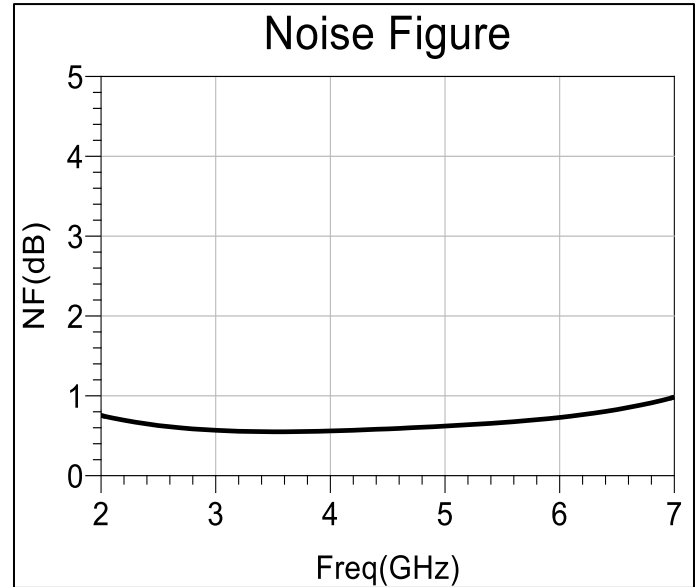
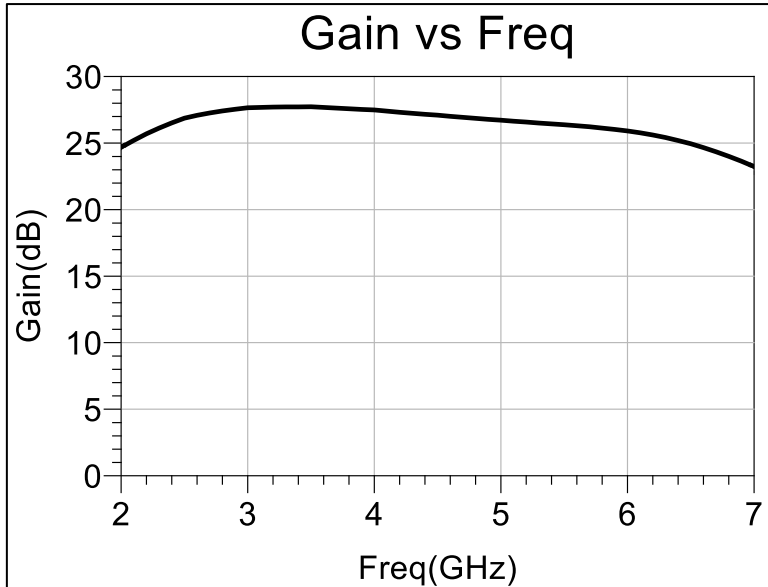
Low Noise Amplifier

PRE-RELEASE DATASHEET



RFLN07S

Typical Performance Curves:



Signifyrf confidential property not to be copied or disclosed without prior authorization.

www.signifyrf.com

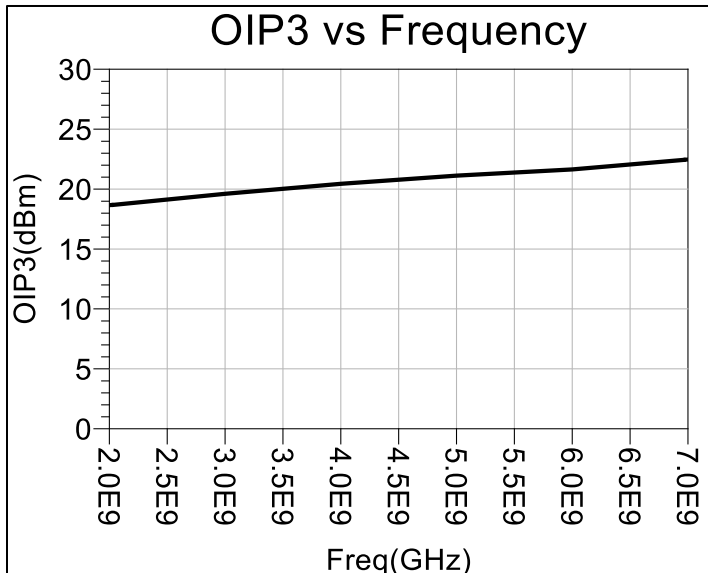
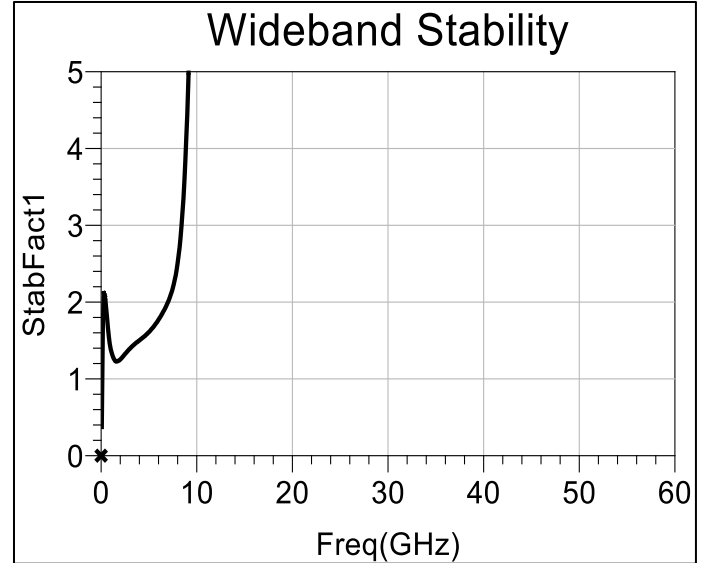
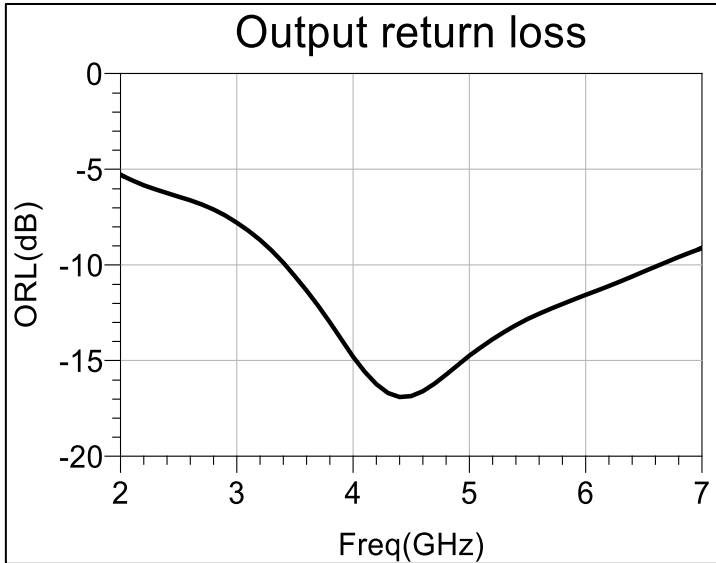
June 2026

Low Noise Amplifier

PRE-RELEASE DATASHEET



RFLN07S



Signifyrf confidential property not to be copied or disclosed without prior authorization.

www.signifyrf.com

June 2026

Disclaimer:

Information in this document is provided in connection with Signify RF products. These materials are provided by Signify RF as a service to its customers and may be used for informational purposes only. Except as provided in Signify RF Terms and Conditions of Sale for such products or in any separate agreement related to this document, RFIC Solutions Inc. assumes no liability whatsoever. Signify RF assumes no responsibility for errors or omissions in these materials. Signify RF may make changes to specifications and product descriptions at any time, without notice. Signify RF makes no commitment to update the information and shall have no responsibility whatsoever for conflicts or incompatibilities arising from future changes to its specifications and product descriptions. No license, express or implied, by estoppels or otherwise, to any intellectual property rights is granted by this document.

Contact information

For the latest specifications, additional product information:

Web: www.signifyrf.com

Email: sales@signifyrf.com

Tel: (+91) 840 356 8957, (+91)9022078131, (+91)8485841789