

### Features:-

- RF Frequency: 2-6 GHz
- Noise Figure: 1.2 dB
- Small Signal Gain: 32 dB
- Output Power P1dB: 19.9 dBm
- Biasing: VDD1,2=4V, VGG1,2=-0.65V, ID=78mA
- 0.1um GaAs pHEMT Technology

### Description:-

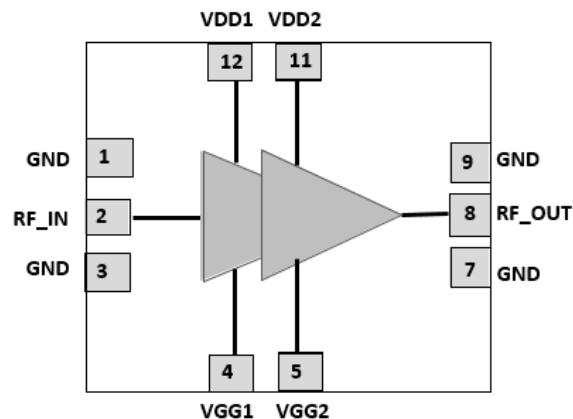
RFLN06 is a two stage low noise amplifier for S,C band with flat gain over wide bandwidth, low Noise Figure, high isolation, stability and high linearity. The LNA is designed to operate from 2-6 GHz using 0.1um GaAs pHEMT process.

The designed LNA, bias current and gain can be set with the gate bias to allow the user to customize the current, gain and NF value to fit the application.

The LNA offers 1.2 dB noise figure, 32dB of small signal gain, OP1dB of 19.9dBm with low noise figure along with the flexibility of setting current and gain makes this LNA an ideal front end amplifier in 5G and SATCOM Application.

Results are shown with all parasitics & coupling effects at desire frequency.

### Functional Block Diagram:-



### Pin Configuration: -

Pin No.	Pin Name	Description
4, 5	VGG1, VGG2	Gate Bias Voltage
1, 3, 7, 9	GND	RF Ground
2	RF_IN	RF Input
8	RF_OUT	RF Output
11, 12	VDD1, VDD2	Drain Bias Voltage

### Applications:-

- 5G RF transceiver.
- Satellite Communication.
- Point to point communication system.
- 5G RF transceiver.
- Radar Application.

# Low Noise Amplifier



PRE-RELEASE DATASHEET

RFLN06

## Electrical Specification: -

Freq = 2-6GHz, VDD1=VDD2 = 4 V, VGG1=VGG2 = -0.65V, ID=78 mA, Zo=50 Ω

Parameters	Test Condition	Units	Typ
Gain	2 GHz	dB	32
	4 GHz		32
	6 GHz		30
Output P1dB	2 GHz	dBm	19.9
	4 GHz		
	6 GHz		
OIP3 Pin = -15dBm Δf = 200MHz	2 GHz	dBm	-
	4 GHz		
	6 GHz		
Noise Figure	2 GHz	dB	1.2
	4 GHz		1.2
	6 GHz		1.2
Input Return Loss	2 GHz	dB	3.8
	4 GHz		11
	6 GHz		12
Output Return Loss	2 GHz	dB	24.8
	4 GHz		20.2
	6 GHz		12
Drain Current (Id)	-	mA	78
Drain Voltage (VDD)	-	V	4
Gate Voltage (VGG)	-	V	-0.65

Signify RF confidential property not to be copied or disclosed without prior authorization.

[www.signifyrf.com](http://www.signifyrf.com)

JUN 2026

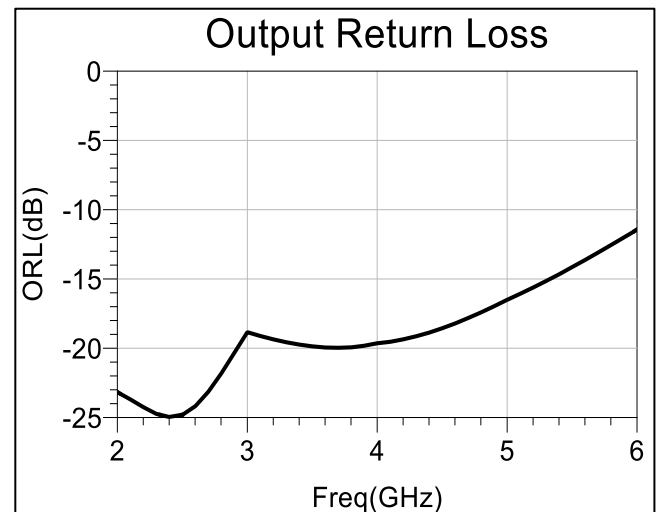
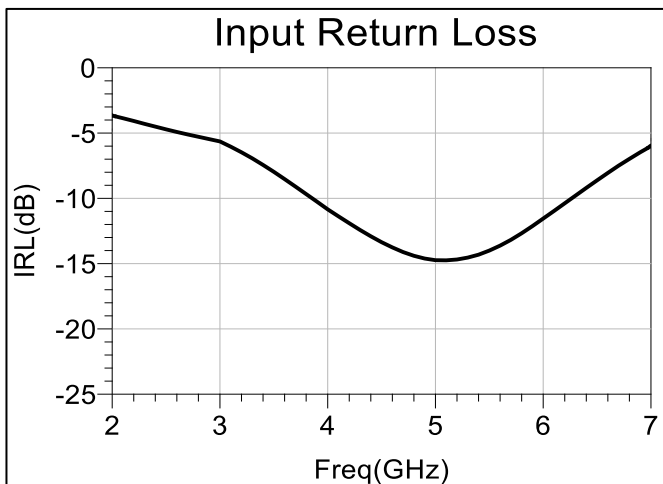
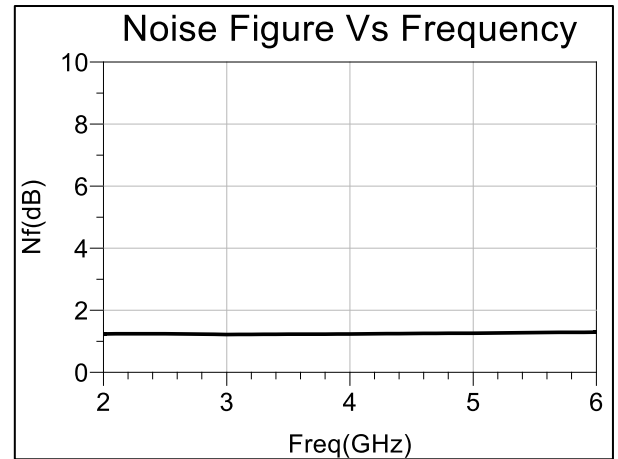
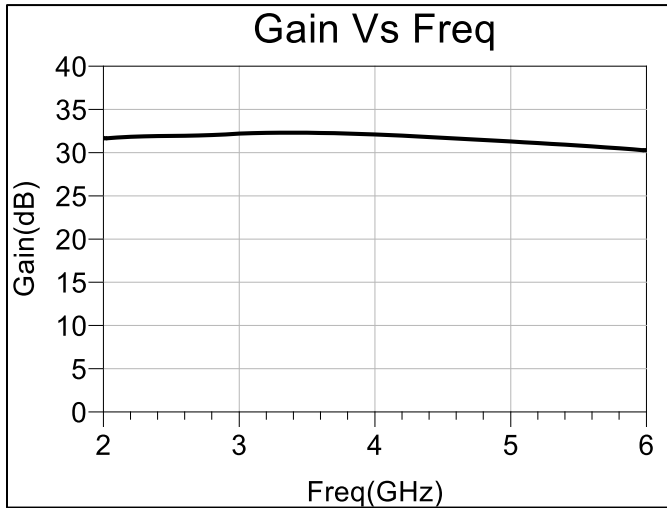
# Low Noise Amplifier



PRE-RELEASE DATASHEET

RFLN06

## Typical Performance Curve: -



Signify RF confidential property not to be copied or disclosed without prior authorization.

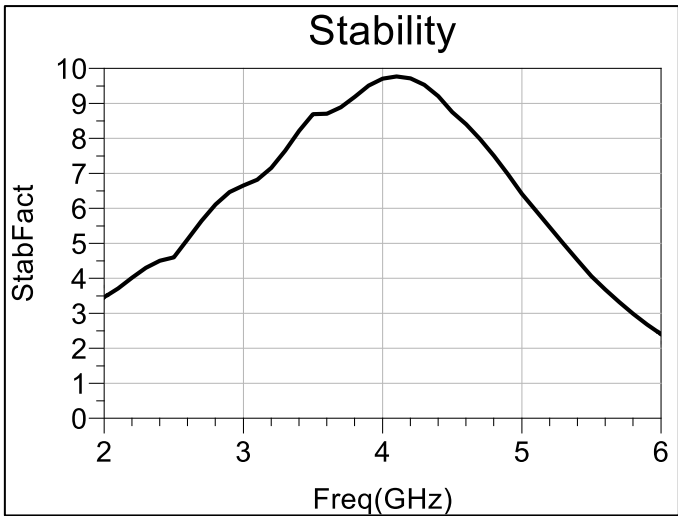
[www.signifyrf.com](http://www.signifyrf.com)

JUN 2026

# Low Noise Amplifier



PRE-RELEASE DATASHEET RFLN06

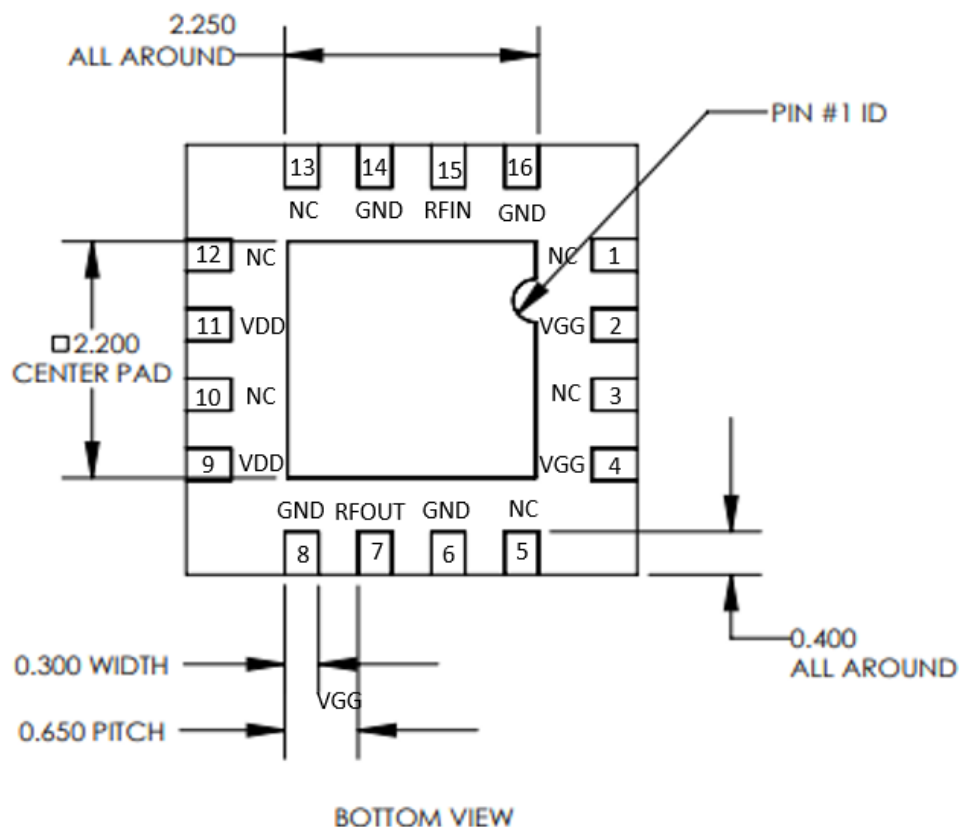


Signify RF confidential property not to be copied or disclosed without prior authorization.

[www.signifyrf.com](http://www.signifyrf.com)

JUN 2026

### Pin Description:-



### Functional Description:-

Pin number	Pin name	Description
1,3,5,10,12,13	NC	Not Connected
6,8,14,16	GND	RF Ground
9,11	VDD	Drain Bias voltage
2,4	VGG	Gate Bias voltage
15	RF_IN	RF Input
7	RF_OUT	RF Output

### Disclaimer

Information in this document is provided in connection with Signify RF products. These materials are provided by Signify RF as a service to its customers and may be used for informational purposes only. Except as provided in Signify RF Terms and Conditions of Sale for such products or in any separate agreement related to this document, Signify RF assumes no liability whatsoever. Signify RF assumes no responsibility for errors or omissions in these materials. Signify RF may make changes to specifications and product descriptions at any time, without notice. Signify RF makes no commitment to update the information and shall have no responsibility whatsoever for conflicts or incompatibilities arising from future changes to its specifications and product descriptions. No license, express or implied, by estoppel or otherwise, to any intellectual property rights is granted by this document.

### Contact information

For the latest specifications, additional product information:

Web: [www.signifyrf.com](http://www.signifyrf.com)

Email: [sales@signifyrf.com](mailto:sales@signifyrf.com)

Tel: (+1) 840 356 8957, (+91) 90220 78131, (+91) 84858 41789