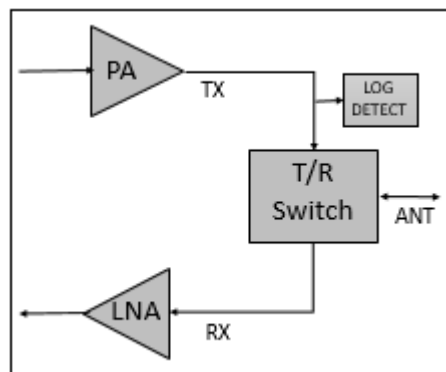


### Features:

- RF frequency: 2 to 7 GHz
- TX return losses: 13.5 dB/14 dB
- RX return losses: 13 dB/24 dB
- TX Gain: 28.4 dB
- RX Gain : 24 dB
- Noise figure: 1.85 dB
- Tx output p1dB: 22.3 dBm
- Rx Output p1 dB: 20 dBm
- DC Drain bias Voltage: 4V
- DC Gate bias voltage: -0.65 V
- DC Supply Current : TX: 320 mA / Rx : 58 mA
- 0.1um GaAs pHEMT Technology

### Functional Block Diagram:



### Description:

RFFEM07C is a high performance fully integrated RF front end module (FEM) design for use in 2 - 7 GHz for Wi-Fi 6, Bluetooth, Zigbee, IoT application. RFFEM07C is designed for ease of use & maximum flexibility.

TX performance is focused on high linearity, gain and low IM3 levels. RX performance is focused on low Noise Figure, high gain. This simplifies the total front-end solution by reducing the bill of materials, system foot print, and manufacturing cost.

Wi-Fi 6 Front End Module integrates RF SPDT Switch, Driver amplifier in TX Path and RF SPDT Switch, LNA in RX Path into a single devices. This integrated chip is designed using 0.1um GaAs pHEMT process.

### Application:

- Wi-Fi 6
- Bluetooth Application
- Zigbee
- Satellite Communication
- TDD/FDD System
- Internet of Things

### Electrical Specification:-

Receive Mode: RX\_IN to RX\_OUT.

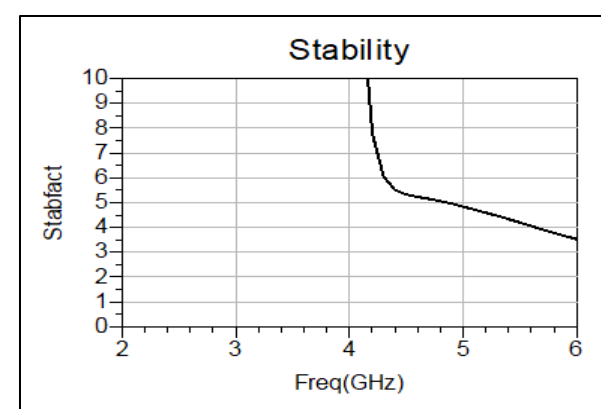
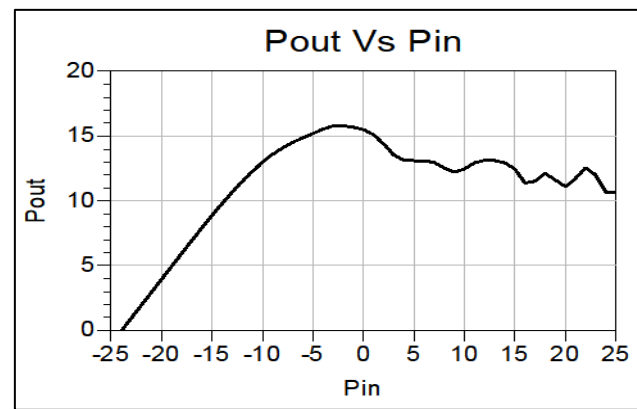
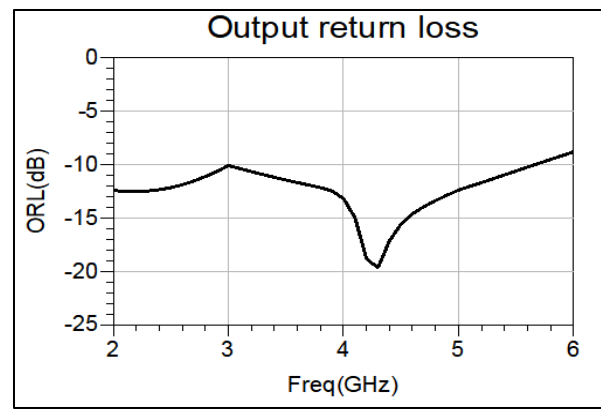
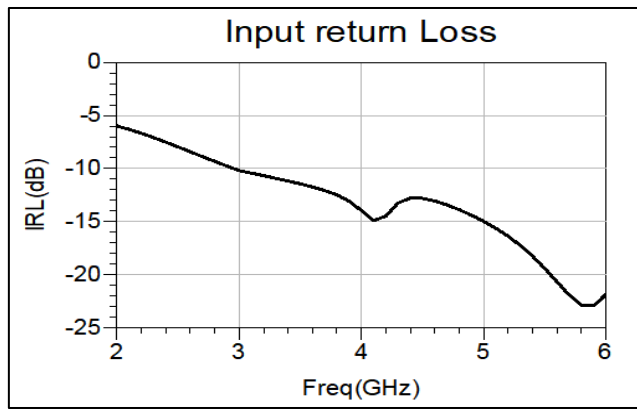
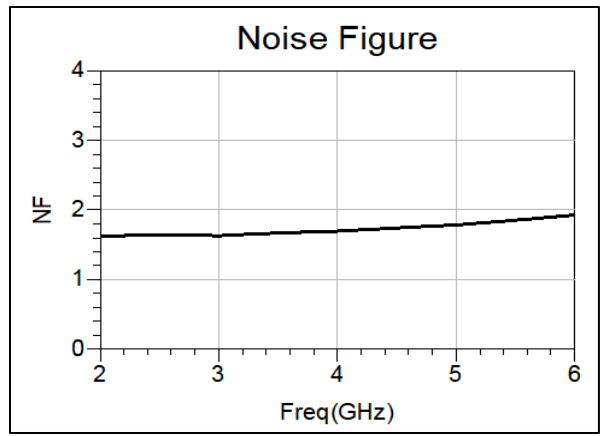
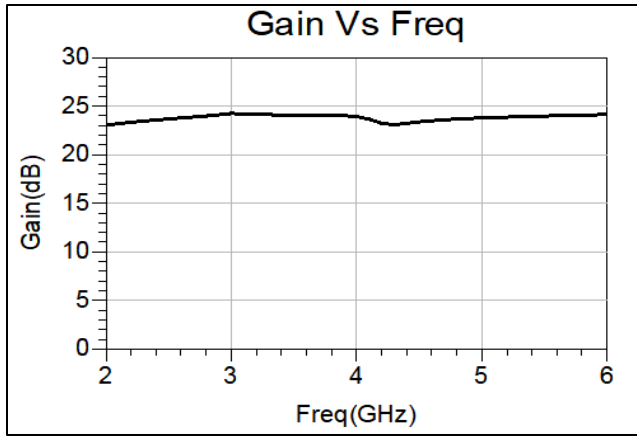
(Freq= 2-7 GHz, VDD= 4V, VGG= -0.65 V Idc= 58 mA, Zo=50Ω)

Parameter	Frequency (GHz)	Units	Typ.
RF Frequency	2-7	GHz	-
Small Signal Gain	2	dB	23
	4		24
	6		24
Output P1dB	2	dBm	
	4		
	6		
Saturated Output Power	2	dBm	
	4		
	6		
Output Third-Order Intercept, OIP3 (@Pin=-10dBm, Δf = 100MHz)	2	dBm	
	4		
	6		
Input Return Loss	2	dB	6
	4		15
	6		24
Output Return Loss	2	dB	13
	4		12
	6		9
Noise Figure	2	dB	1.4
	4		1.5
	6		1.9
<b>Biasing Conditions</b>			
Drain Voltage (VDD)	---	V	4
Gate Voltage (VGG)	---	V	0.65
Drain Current (Id)	---	mA	58

# Front End Module



## PRE-RELEASE DATASHEET RFFEM07C



### Electrical Specification:

Transmit Mode: TX\_IN to TX\_OUT.

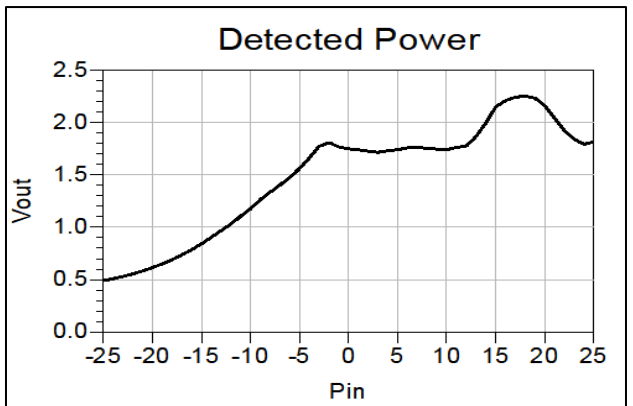
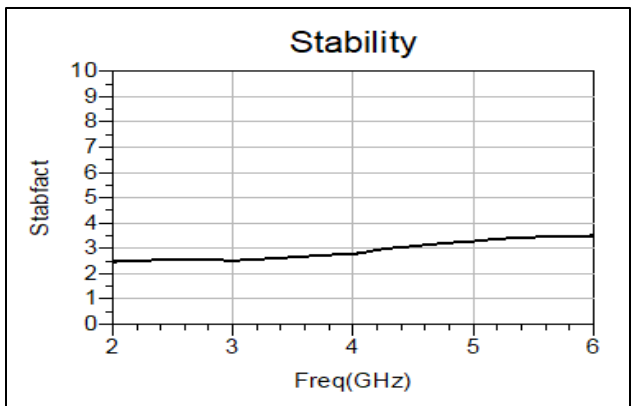
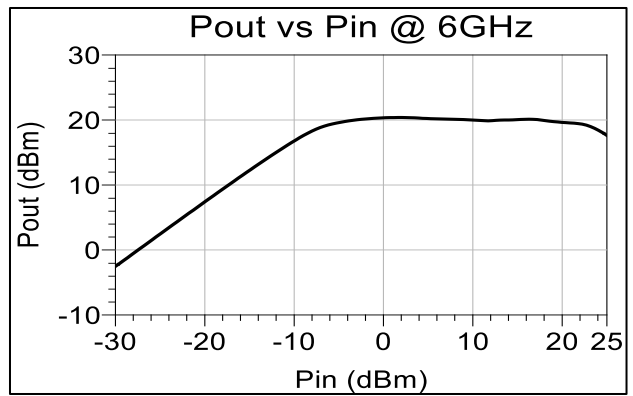
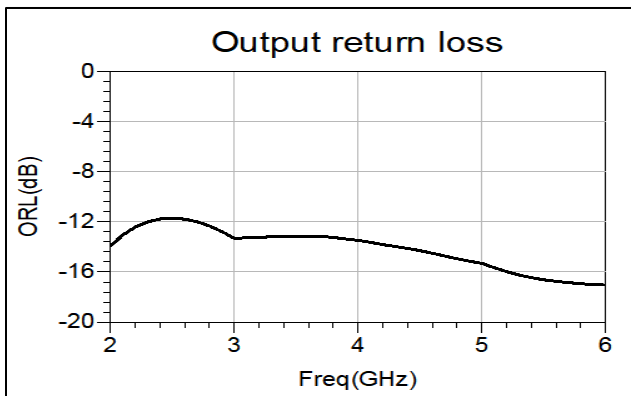
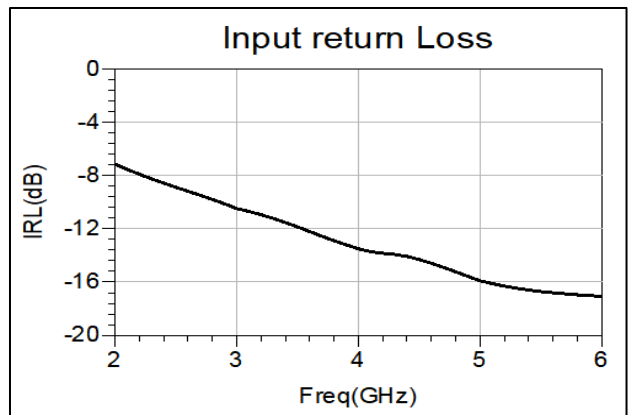
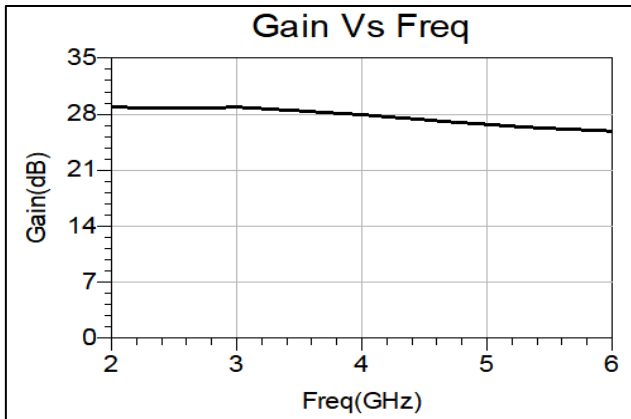
(Freq= 2-7 GHz, VDD= 4V, VGG= -0.65 V I<sub>dc</sub>= 320 mA, Z<sub>o</sub>=50Ω)

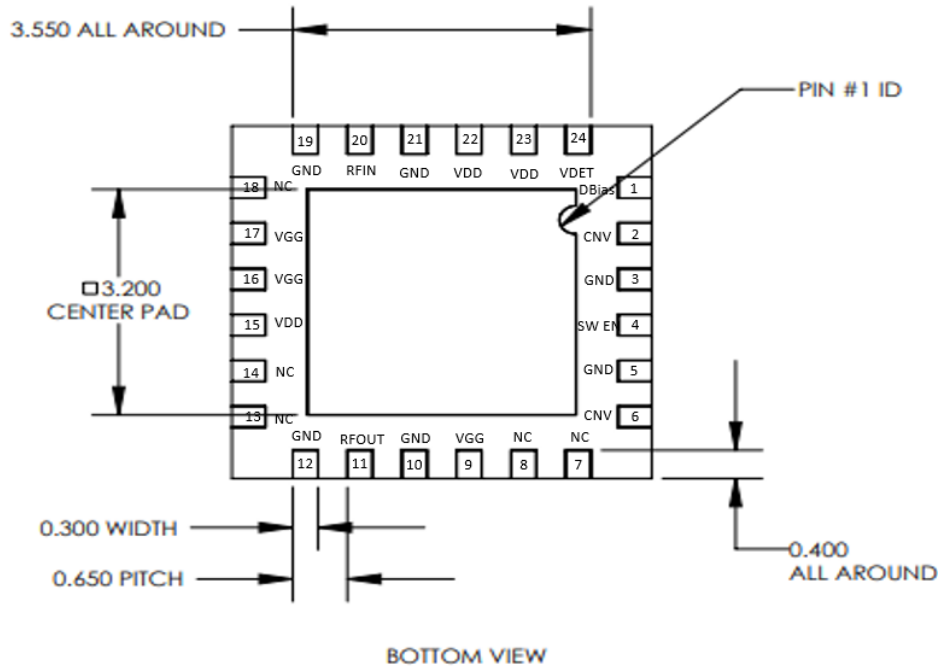
Parameter	Frequency (GHz)	Units	Typ.
RF Frequency	2-7	GHz	-
Small Signal Gain	2	dB	28.5
	4		28
	6		27
Output P1dB	2	dBm	17.8
	4		
	6		
Saturated Output Power	2	dBm	
	4		
	6		
Output Third-Order Intercept, OIP3 (@Pin=-10dBm, Δf = 100MHz)	2	dBm	
	4		
	6		
Input Return Loss	2	dB	7
	4		13
	6		17
Output Return Loss	2	dB	15
	4		13
	6		17
Noise Figure	2	dB	-
	4		-
	6		-
<b>Biasing Conditions</b>			
Drain Voltage (VDD)	---	V	4/-0.6
Gate Voltage (VGG)	---	V	-0.65
Drain Current (I <sub>d</sub> )	---	mA	320

# Front End Module



## PRE-RELEASE DATASHEET RFFEM07C





### Functional Description:-

Pin number	Pin name	Description
7,8,13,14,18	NC	Not Connected
3,5,10,12,19,21	GND	RF Ground
15,22,23	VDD	Drain Bias voltage
9,16,17	VGG	Gate Bias voltage
20	RF_IN	RF Input
11	RF_OUT	RF Output
1	DBias	Detector Bias
24	VDET	Detected Voltage
2,6	CNV	Switch Control Voltage
4	SW_EN	Antenna

### Disclaimer

Information in this document is provided in connection with Signify RF products. These materials are provided by Signify RF as a service to its customers and may be used for informational purposes only. Except as provided in Signify RF Terms and Conditions of Sale for such products or in any separate agreement related to this document, Signify RF assumes no liability whatsoever. Signify RF assumes no responsibility for errors or omissions in these materials. Signify RF may make changes to specifications and product descriptions at any time, without notice. Signify RF makes no commitment to update the information and shall have no responsibility whatsoever for conflicts or incompatibilities arising from future changes to its specifications and product descriptions. No license, express or implied, by estoppel or otherwise, to any intellectual property rights is granted by this document.

### Contact information

For the latest specifications, additional product information:

Web: [www.signifyrf.com](http://www.signifyrf.com)

Email: [sales@signifyrf.com](mailto:sales@signifyrf.com)

Tel: (+1) 840 356 8957, (+91) 90220 78131, (+91) 84858 41789